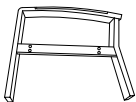
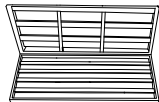
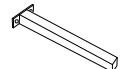







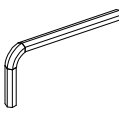
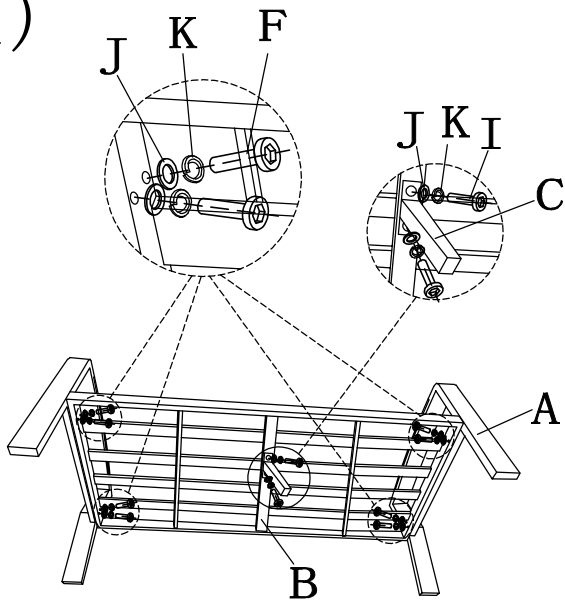


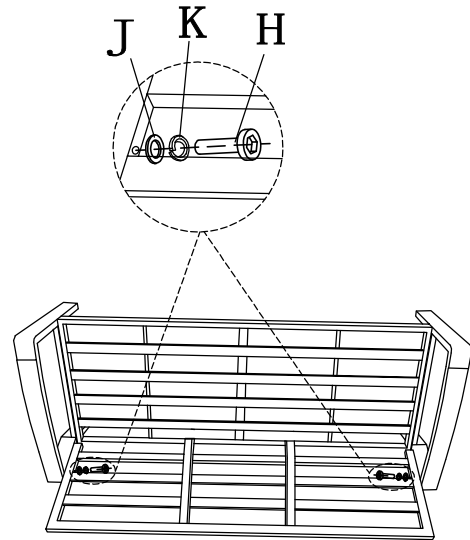
PARTS LIST

													
Arm Panel		Seat Panel		Middle Leg		Seat Cushion		Back Cushion		Bolt-M6*40		Bolt-M6*55	
A	2pcs	B	1pc	C	1pc	D	3pcs	E	3pcs	F	8pcs	H	2pcs
													
Bolt-M6*25		Washer		Washer		Allen Key							
I	2pcs	J	12pcs	K	12pcs	L	1pc						

(1)

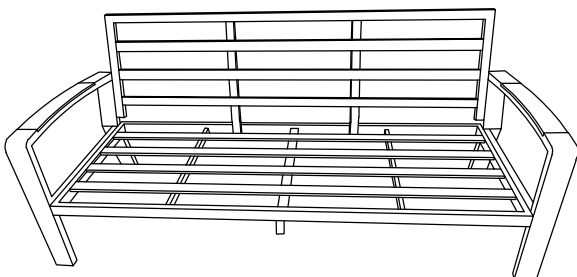


(2)



Please do not tight the screw until all screws lined up with holes and try to tight it loosely initially in all screws then tight a little bit more in all screws. Do not overtight one screw that will make other screws hard to tight but tight all screws firmly in the end.

(3)



(4)

